

100W Series single output switching power supply

S-100 Series



Features:

- AC input voltage range selected by switch
- Small volume, low weight, high efficiency
- Protections : short circuit/over load
- LED indicator for power on
- 100% full load burn-in test
- 1 Year warranty

Dimension: 199 × 98 × 38mm

SPECIFICATION

Model		S-100-5	S-100-12	S-100-15	S-100-24	S-100-48
Output	DC voltage	5V	12V	15V	24V	48V
	Voltage tolerance	± 1%	± 1%	± 1%	± 1%	± 1%
	Rated current	20A	8.5A	6.7A	4.5A	2.1A
	Current range	0 ~ 20A	0 ~ 8.5A	0 ~ 6.7A	0 ~ 4.5A	0 ~ 2.1A
	Rated power	100W	102W	101W	108W	101W
	Ripple&noise	100mVp-p	120mVp-p	120mVp-p	150mVp-p	150mVp-p
	DC voltage ADJ. range	± 10%	± 10%	± 10%	± 10%	± 10%
	Setup, rise, hold up time	200ms,50ms,22ms/230VAC.				
Input	Voltage range	90 ~ 132VAC/180 ~ 264VAC(Selected by switch)47 ~ 63Hz, 255 ~ 373VDC				
	AC current	2.4A/115V 1.2A/230VAC				
	Efficiency	78%	80%	80%	82%	83%
	Inrush current	Cold start 20A/115V 40A/230VAC				
	leakage current	< 3.5mA/240VAC				
Protection	Overload	Rated output power115% ~ 150%Start overload protection				
		protection type : cutoff output, restart power after fault condition is removed can recover normal output				
Environment	Working temp, humidity	-10°C ~ +60°C;20% ~ 90%RH(Please refer to "derating curve")				
	Storage temp, humidity	-20°C ~ +85°C;10% ~ 95%RH Non-condensing				
	Withstand vibration	10 ~ 500Hz, 2G 10min./1Cycle, Period for 60min, Each axes				
Safety	Withstand voltage	I/P-O/P: 1.5KVAC I/P-FG: 1.5KVAC O/P-FG: 0.5KVAC				
	Isolation resistance	I/P-O/P: I/P-FG,O/P-FG: 100M Ohms/500VDC				
Fit standard	Safety standard	Fit UL1012				
	EMC Standard	Fit EN55022, CLASSA				
Others	Dimension	0.6kg 199*98*38mm (L*W*H)				
	Weight	0.6kg/30pcs/19kg/1.20CUFT				

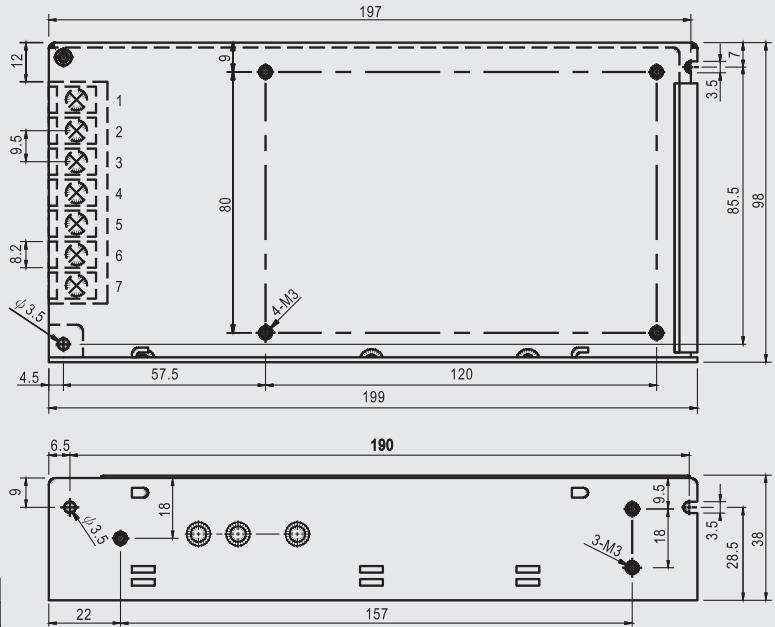
Note: 1. All parameters NOT specially mentioned are measured at 230VAC input, rated load and 25°C of ambient temperature.

2. Ripple & noise are measured at 20MHz of bandwidth by using a 12" twisted pair-wire terminated with a 0.1uf & 47uf parallel capacitor.

3. Tolerance : includes set up tolerance, line regulation and load regulation.

Mechanical specification

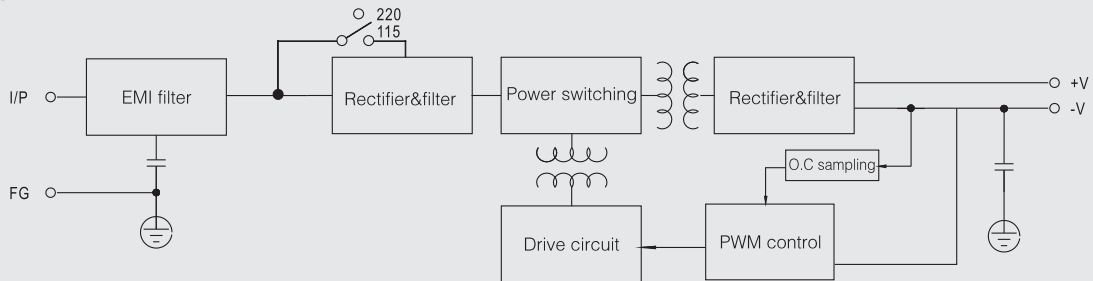
Unit:mm



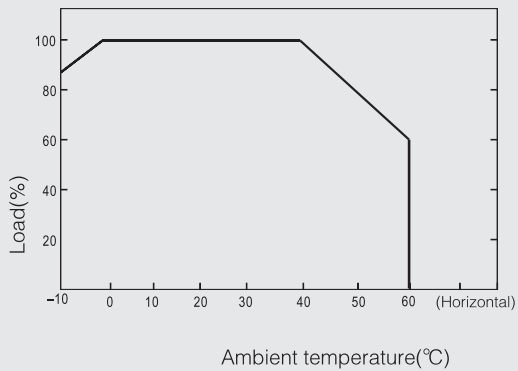
Terminal Pin No.Assignment

Pin No.	Assignment	Pin No.	Assignment
1	AC/L	4~5	DC OUTPUT -V
2	AC/N	6~7	DC OUTPUT +V
3	FG		

Block diagram



Derating curve



Static characteristic

