



■ Features :

- AC input range selected by switch
- Protections: Short circuit / Overload / Over voltage
- 100% full load burn-in test
- Fixed switching frequency at 25KHz
- 2 years warranty



SPECIFICATION

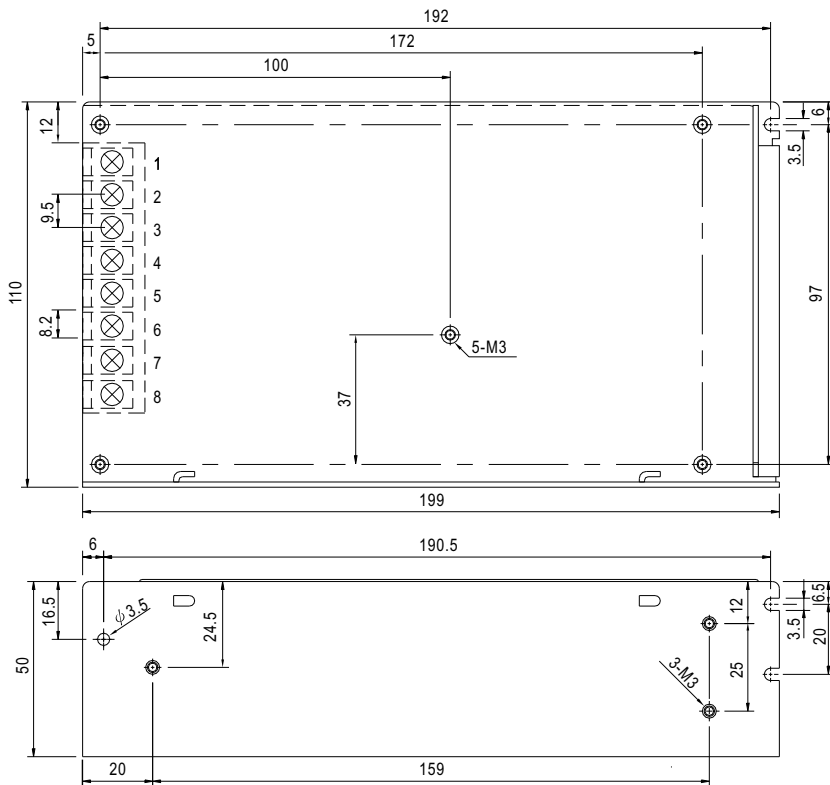
MODEL		T-120A			T-120B			T-120C			T-120D						
OUTPUT	OUTPUT NUMBER	CH1	CH2	CH3	CH1	CH2	CH3	CH1	CH2	CH3	CH1	CH2	CH3				
	DC VOLTAGE	5V	12V	-5V	5V	12V	-12V	5V	15V	-15V	5V	12V	24V				
	RATED CURRENT	11A	5A	1A	11A	4.5A	1A	10A	3.5A	1A	8A	2.5A	2A				
	CURRENT RANGE	2 ~ 12A	0.5 ~ 5A	0.2 ~ 1A	2 ~ 12A	0.5 ~ 5A	0.2 ~ 1A	2 ~ 12A	0.5 ~ 5A	0.2 ~ 1A	2 ~ 12A	0.2 ~ 5A	0.2 ~ 2A				
	RATED POWER	120W			121W			117.5W			118W						
	RIPPLE & NOISE (max.) Note.2	80mVp-p	120mVp-p	80mVp-p	80mVp-p	120mVp-p	120mVp-p	80mVp-p	150mVp-p	150mVp-p	80mVp-p	120mVp-p	180mVp-p				
	VOLTAGE ADJ. RANGE	CH1: 4.75 ~ 5.5V															
	VOLTAGE TOLERANCE Note.3	±2.0%	±6.0%	±6.0%	±2.0%	±6.0%	±6.0%	±2.0%	+10,-5%	+10,-5%	±2.0%	±6.0%	±6.0%				
	LINE REGULATION	±0.5%	±1.0%	±1.0%	±0.5%	±1.0%	±1.0%	±0.5%	±1.0%	±1.0%	±0.5%	±1.0%	±1.0%				
	LOAD REGULATION	±0.5%	±5.0%	±5.0%	±0.5%	±5.0%	±5.0%	±0.5%	±6.0%	±6.0%	±0.5%	±5.0%	±5.0%				
	SETUP, RISE TIME	800ms, 20ms/230VAC 1600ms, 20ms/115VAC at full load															
HOLD UP TIME (Typ.)	24ms/230VAC 14ms/115VAC at full load																
INPUT	VOLTAGE RANGE	88 ~ 132VAC/176 ~ 264VAC selected by switch 240 ~ 370VDC															
	FREQUENCY RANGE	47 ~ 63Hz															
	EFFICIENCY (Typ.)	77%			77%			76%			80%						
	AC CURRENT (Typ.)	2.2A/115VAC		1.3A/230VAC													
	INRUSH CURRENT (Typ.)	COLD START 32A															
	LEAKAGE CURRENT	<3.5mA / 240VAC															
PROTECTION	OVERLOAD	105 ~ 135% rated output power Protection type : Shut down o/p voltage, re-power on to recover															
	OVER VOLTAGE	CH1:5.75 ~ 6.75VDC Protection type : Shut down o/p voltage, re-power on to recover															
ENVIRONMENT	WORKING TEMP.	-10 ~ +60°C (Refer to output load derating curve)															
	WORKING HUMIDITY	20 ~ 90% RH non-condensing															
	STORAGE TEMP., HUMIDITY	-20 ~ +85°C, 10 ~ 95% RH															
	TEMP. COEFFICIENT	±0.03%/°C (0~50°C)															
	VIBRATION	10 ~ 500Hz, 2G 10min./1cycle, 60min. each along X, Y, Z axes															
SAFETY & EMC (Note 4)	SAFETY STANDARDS	UL60950-1, TUV EN60950-1, CCC GB4943 approved															
	WITHSTAND VOLTAGE	I/P-O/P:3KVAC I/P-FG:1.5KVAC O/P-FG:0.5KVAC															
	ISOLATION RESISTANCE	I/P-O/P, I/P-FG, O/P-FG:100M Ohms / 500VDC / 25°C / 70% RH															
	EMI CONDUCTION & RADIATION	Compliance to EN55022 (CISPR22) Class B															
	HARMONIC CURRENT	Compliance to EN61000-3-2,-3															
	EMS IMMUNITY	Compliance to EN61000-4-2,3,4,5,6,8,11; ENV50204, EN55024, light industry level, criteria A															
OTHERS	MTBF	274.5K hrs min. MIL-HDBK-217F (25°C)															
	DIMENSION	199*110*50mm (L*W*H)															
	PACKING	0.83Kg; 16pcs/14.2Kg/0.95CUFT															
NOTE	1. All parameters NOT specially mentioned are measured at 230VAC input, rated load and 25°C of ambient temperature. 2. Ripple & noise are measured at 20MHz of bandwidth by using a 12" twisted pair-wire terminated with a 0.1uf & 47uf parallel capacitor. 3. Tolerance : includes set up tolerance, line regulation and load regulation. 4. The power supply is considered a component which will be installed into a final equipment. The final equipment must be re-confirmed that it still meets EMC directives.																

120W Triple Output Switching Power Supply

T-120 series

Mechanical Specification

Case No. 906 Unit:mm

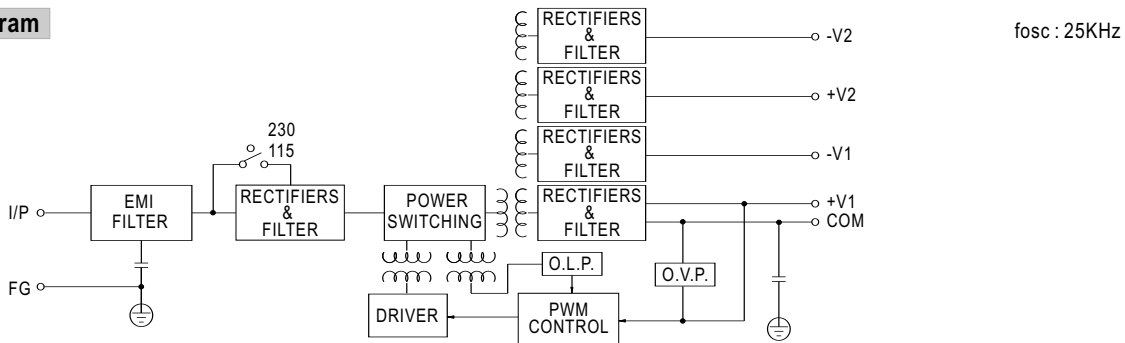


Terminal Pin No. Assignment

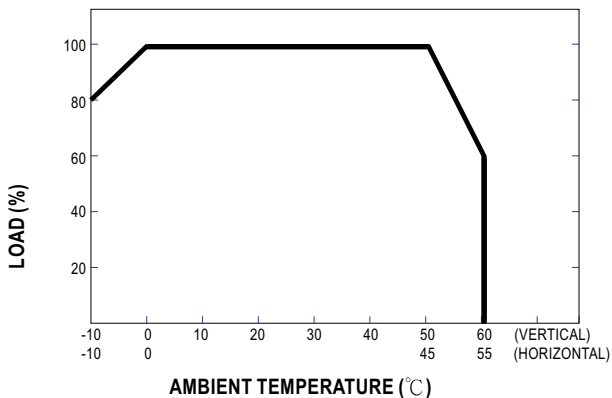
Pin No.	Assignment	Pin No.	Assignment
1	AC/L	4,5,6	DC OUTPUT
2	AC/N	7	DC OUTPUT COM
3	FG \perp	8	DC OUTPUT +5V

MODEL Pin No.	T-120A	T-120B	T-120C	T-120D
4	+12V	+12V	+15V	+24V
5	NC	-12V	-15V	+12V
6	-5V	NC	NC	NC

Block Diagram



Derating Curve



Static Characteristics(B)

